



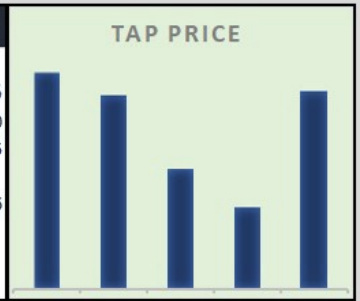
### STARBUCKS

PRICE	\$	111.24
CHANGE (WEEK)	●	0.69%
VOLUME		7,013,096
MARKET CAP (M)		\$130,507
P/E		31.45
BETA		0.81




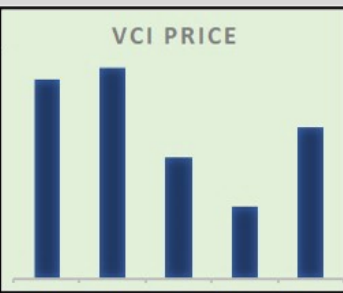

### MOLSON COORS BEV

PRICE	\$	45.77
CHANGE (WEEK)	●	-0.48%
VOLUME		1,627,840
MARKET CAP (M)		\$9,885
P/E		
BETA		1.06


### VITREOUS GLASS

PRICE	\$	4.91
CHANGE (WEEK)	●	-1.56%
VOLUME		6,218
MARKET CAP (M)		\$32
P/E		9.14
BETA		0.77


### BERKSHIRE HATHAWAY

PRICE	\$	277.46
CHANGE (WEEK)	●	-1.41%
VOLUME		5,924,927
MARKET CAP (M)		\$624,512
P/E		15.41
BETA		0.90





### HIVE

PRICE	\$	4.00
CHANGE (WEEK)	●	-7.98%
VOLUME		3,678,919
MARKET CAP (M)		\$1,555
P/E		12.90
BETA		4.39





### SILJ

PRICE	\$	12.11
CHANGE (WEEK)	●	-6.45%
VOLUME		2,016,119
MARKET CAP (M)		\$827
P/E		NIL
BETA		1.09




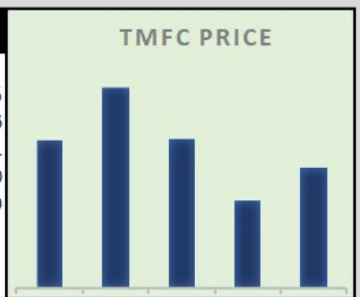

### RIOT

PRICE	\$	28.64
CHANGE (WEEK)	●	-5.58%
VOLUME		24,156,178
MARKET CAP (M)		\$3,822
P/E		Nil
BETA		4.30




### TMFC

PRICE	\$	42.32
CHANGE (WEEK)	●	-0.76%
VOLUME		61,516
MARKET CAP (M)		\$551
P/E		0.00
BETA		0.99

## S&P 500 (SPY)

PRICE	\$ 453.24
CHANGE (WEEK)	-0.34%
RSI	42.67
200 MA	ABOVE