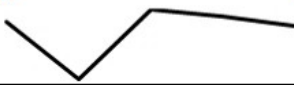


WEEKLY REPORT 01 OCT - 07 OCT


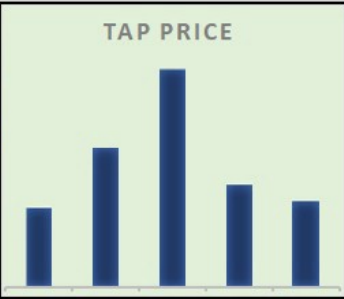
STARBUCKS

PRICE	\$	111.22
CHANGE (WEEK)	●	-0.63%
VOLUME		3,786,601
MARKET CAP (M)		\$131,140
P/E		46.99
BETA		0.88




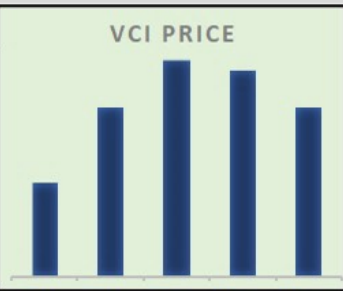

MOLSON COORS BEV

PRICE	\$	46.77
CHANGE (WEEK)	●	0.13%
VOLUME		1,616,985
MARKET CAP (M)		\$10,273
P/E		
BETA		1.11

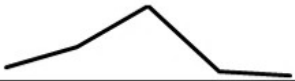
VITREOUS GLASS

PRICE	\$	5.94
CHANGE (WEEK)	●	5.75%
VOLUME		659
MARKET CAP (M)		\$36
P/E		10.32
BETA		0.75


BERKSHIRE HATHAWAY

PRICE	\$	284.20
CHANGE (WEEK)	●	2.63%
VOLUME		2,299,657
MARKET CAP (M)		\$640,256
P/E		15.62
BETA		0.91





HIVE

PRICE	\$	3.63
CHANGE (WEEK)	●	-100.00%
VOLUME		1,413,355
MARKET CAP (M)		\$1,397
P/E		18.99
BETA		4.38





SILJ

PRICE	\$	12.25
CHANGE (WEEK)	●	2.54%
VOLUME		713,901
MARKET CAP (M)		\$728
P/E		NIL
BETA		1.08





RIOT

PRICE	\$	25.83
CHANGE (WEEK)	●	0.08%
VOLUME		8,235,219
MARKET CAP (M)		\$2,478
P/E		Nil
BETA		4.48




TMFC

PRICE	\$	40.38
CHANGE (WEEK)	●	0.95%
VOLUME		19,085
MARKET CAP (M)		\$508
P/E		0.00
BETA		0.98




S&P 500 (SPY)

PRICE	\$ 437.86
CHANGE (WEEK)	1.02%
RSI	48.41
200 MA	ABOVE

THIS INFORMATION IS PROVIDED "AS IS" AND NOT FOR TRADING PURPOSES, ADVICE OR DECISION MAKING