


WEEKLY REPORT 15 OCT - 21 OCT


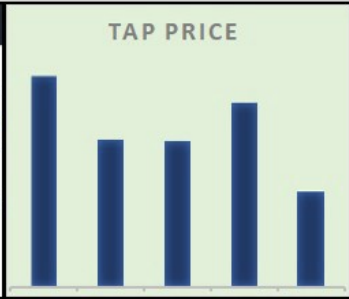
STARBUCKS

PRICE	\$	114.55
CHANGE (WEEK)	●	2.68%
VOLUME		3,396,352
MARKET CAP (M)		\$135,066
P/E		47.93
BETA		0.87




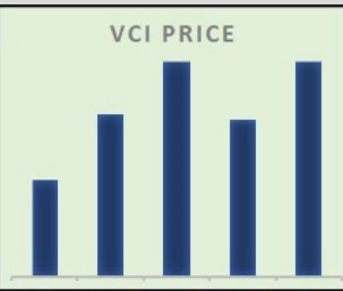

MOLSON COORS BEV

PRICE	\$	44.44
CHANGE (WEEK)	●	-2.56%
VOLUME		1,612,619
MARKET CAP (M)		\$9,701
P/E		
BETA		1.08

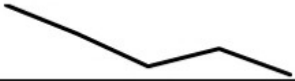
VITREOUS GLASS

PRICE	\$	6.02
CHANGE (WEEK)	●	8.75%
VOLUME		2,530
MARKET CAP (M)		\$38
P/E		11.03
BETA		0.75


BERKSHIRE HATHAWAY

PRICE	\$	289.18
CHANGE (WEEK)	●	0.92%
VOLUME		3,407,255
MARKET CAP (M)		\$649,281
P/E		15.84
BETA		0.91





HIVE

PRICE	\$	4.41
CHANGE (WEEK)	●	19.46%
VOLUME		3,226,932
MARKET CAP (M)		\$1,790
P/E		23.79
BETA		4.41





SILJ

PRICE	\$	13.55
CHANGE (WEEK)	●	2.21%
VOLUME		2,079,870
MARKET CAP (M)		\$728
P/E		NIL
BETA		1.08





RIOT

PRICE	\$	28.28
CHANGE (WEEK)	●	5.71%
VOLUME		10,893,022
MARKET CAP (M)		\$2,714
P/E		Nil
BETA		4.43




TMFC

PRICE	\$	42.04
CHANGE (WEEK)	●	2.12%
VOLUME		38,562
MARKET CAP (M)		\$508
P/E		0.00
BETA		0.98




S&P 500 (SPY)

PRICE	\$ 453.22
CHANGE (WEEK)	1.73%
RSI	64.55
200 MA	ABOVE